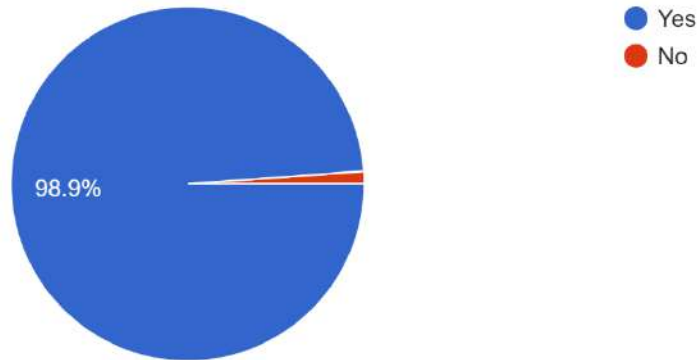


STUDENT SATISFACTION SURVEY 2022-2023

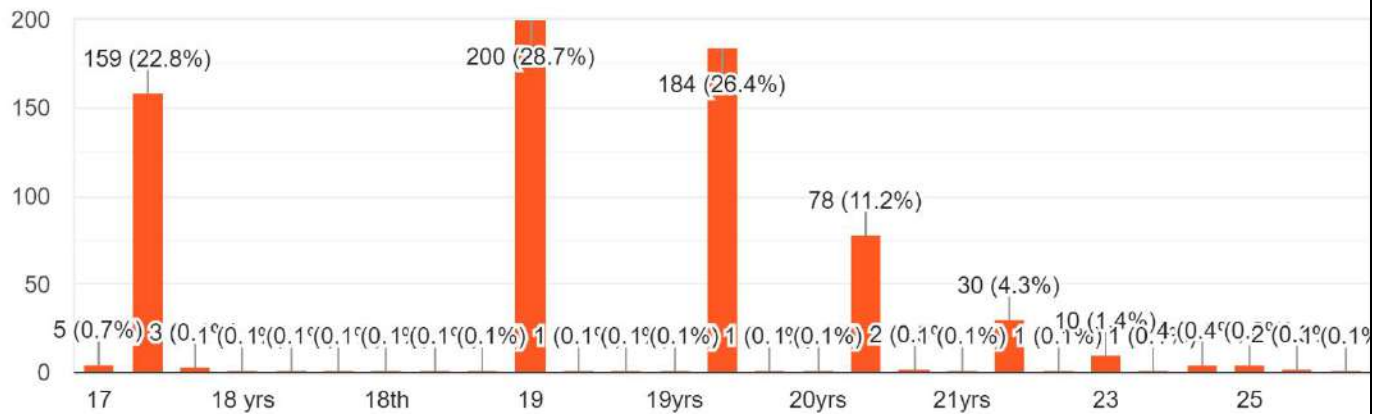
A) Please confirm this is the first and only time you answer this survey for the Academic Year 2022 - 2023

696 responses

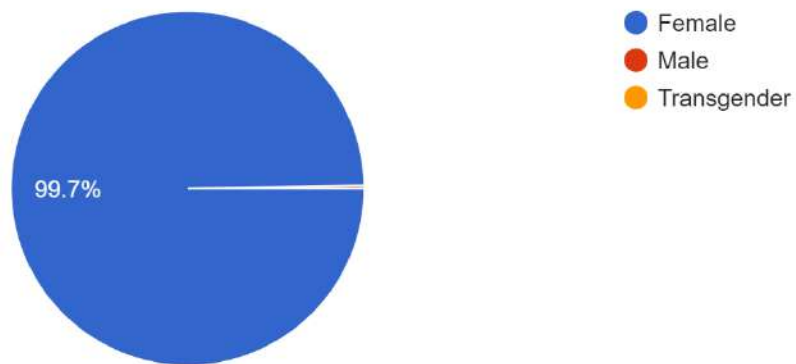


B) Age:

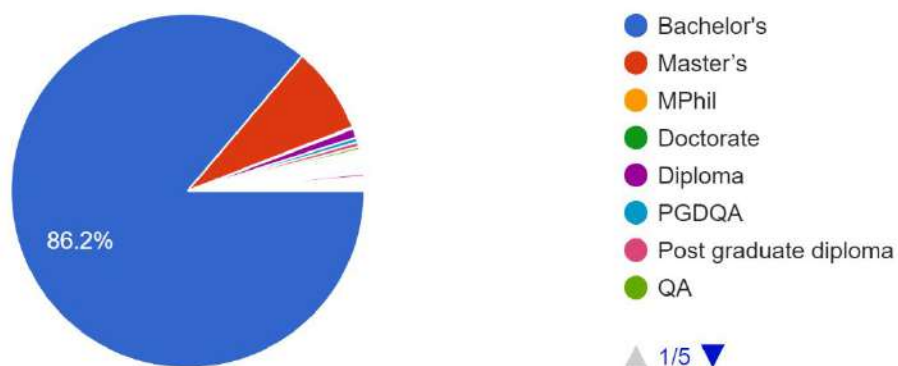
696 responses



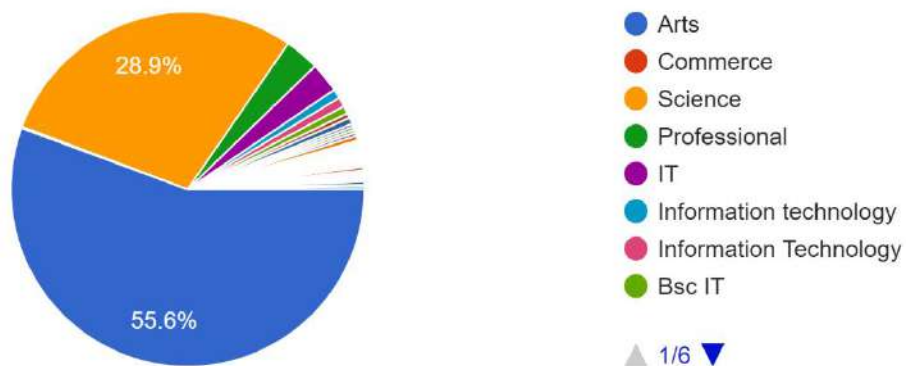
D) Gender:
696 responses



E) What degree program are you pursuing now? (2023-2024)
696 responses



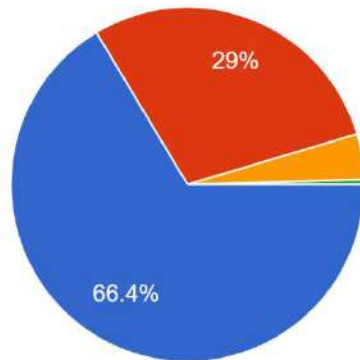
F) What subject area are you currently pursuing? (2023-2024)
696 responses



Criterion II – Teaching–Learning and Evaluation

1. How much of the syllabus was covered in the class?

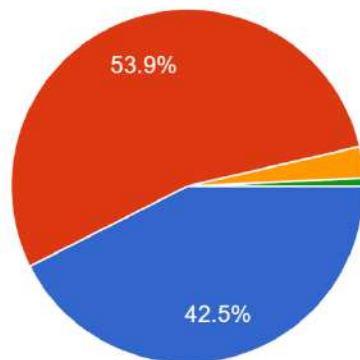
696 responses



- 4 – 85 to 100%
- 3 – 70 to 84%
- 2 – 55 to 69%
- 1 – 30 to 54%
- 0 – Below 30%

2. How well did the teachers prepare for the classes?

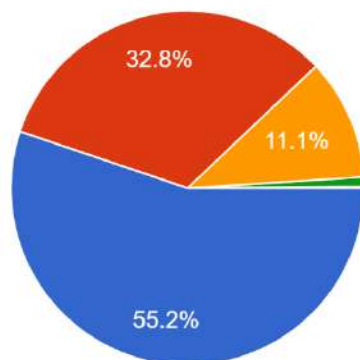
696 responses



- 4 – Thoroughly
- 3 – Satisfactorily
- 2 – Poorly
- 1 – Indifferently
- 0 – Won't teach at all

3. How well were the teachers able to communicate?

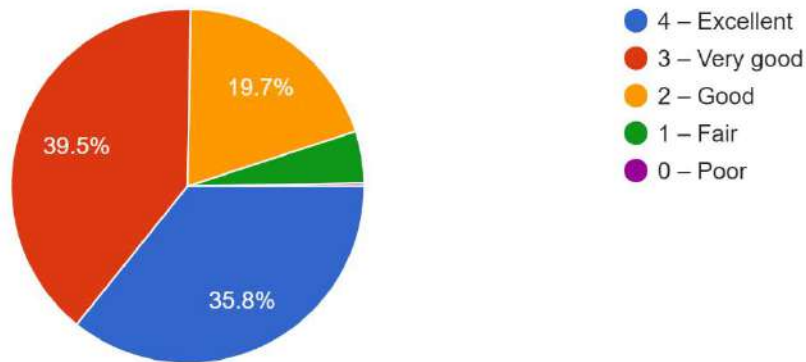
696 responses



- 4 – Always effective
- 3 – Sometimes effective
- 2 – Just satisfactorily
- 1 – Generally ineffective
- 0 – Very poor communication

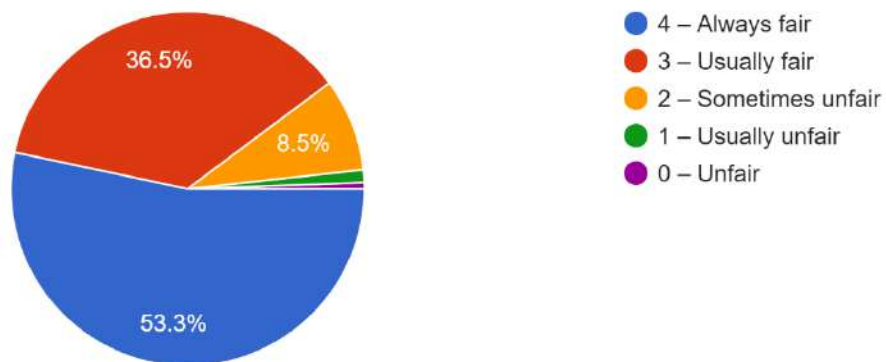
4. The teacher's approach to teaching can best be described as

696 responses



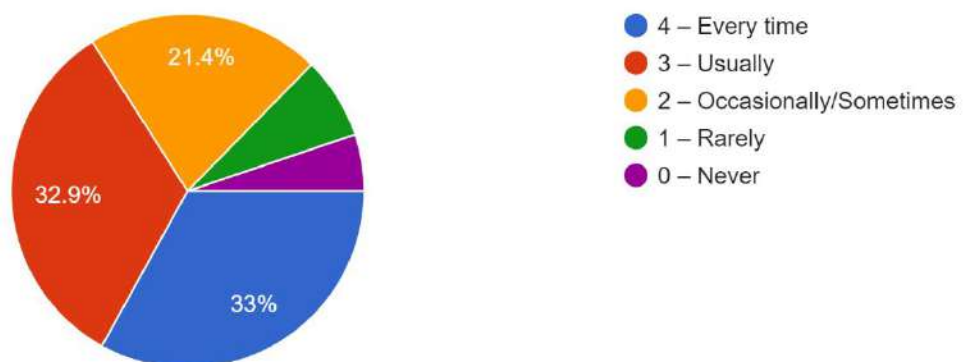
5. Fairness of the internal evaluation process by the teachers.

696 responses



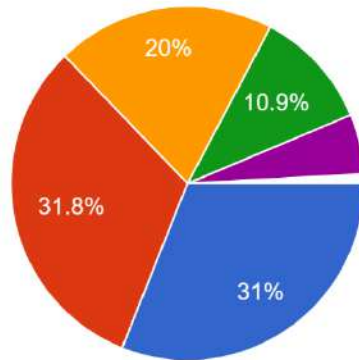
6. Was your performance in assignments discussed with you?

696 responses



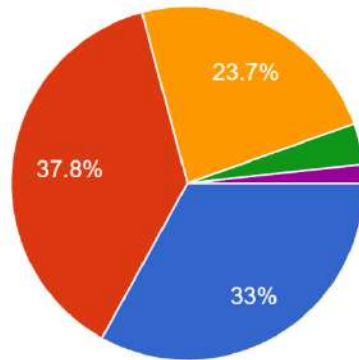
7. The institute takes active interest in promoting internship, student exchange, field visit opportunities for students.

696 responses



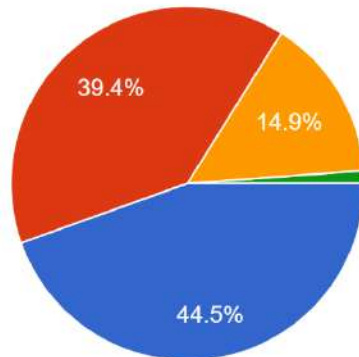
8. The teaching and mentoring process in your institution facilitates you in cognitive, social and emotional growth.

696 responses



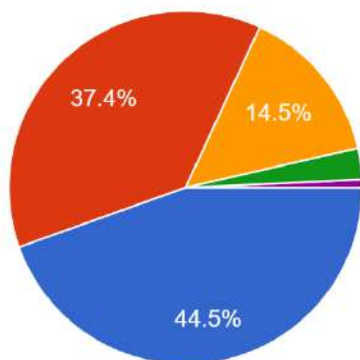
9. The institution provides multiple opportunities to learn and grow.

696 responses



10. Teachers inform you about your expected competencies, course outcomes and programme outcomes.

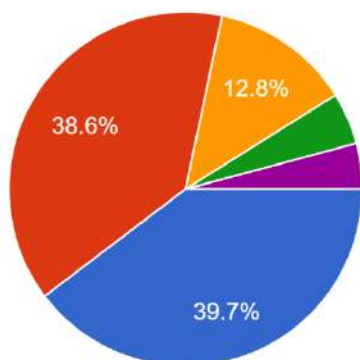
696 responses



- 4 – Every time
- 3 – Usually
- 2 – Occasionally/Sometimes
- 1 – Rarely
- 0 – Never

11. Your mentor does a necessary follow-up with an assigned task to you.

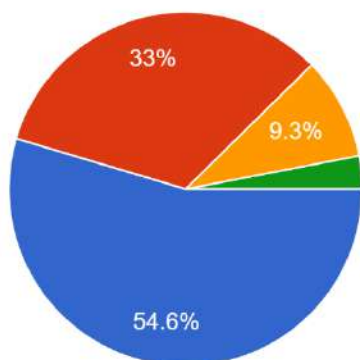
696 responses



- 4 – Every time
- 3 – Usually
- 2 – Occasionally/Sometimes
- 1 – Rarely
- 0 – I don't have a mentor

12. The teachers illustrate the concepts through examples and applications.

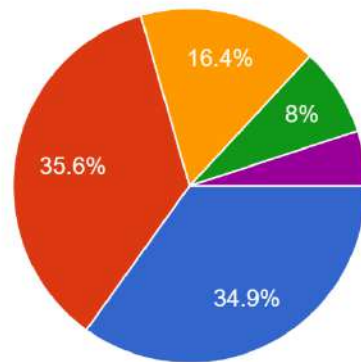
696 responses



- 4 – Every time
- 3 – Usually
- 2 – Occasionally/Sometimes
- 1 – Rarely
- 0 – Never

13. The teachers identify your strengths and encourage you with providing right level of challenges.

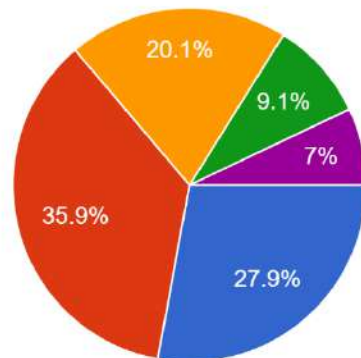
696 responses



- 4 – Fully
- 3 – Reasonably
- 2 – Partially
- 1 – Slightly
- 0 – Unable to

14. Teachers are able to identify your weaknesses and help you to overcome them.

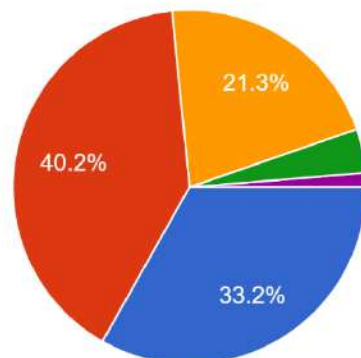
696 responses



- 4 – Every time
- 3 – Usually
- 2 – Occasionally/Sometimes
- 1 – Rarely
- 0 – Never

15. The institution makes effort to engage students in the monitoring, review and continuous quality improvement of the teaching learning process.

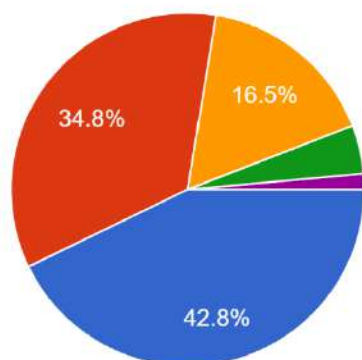
696 responses



- 4 – Strongly agree
- 3 – Agree
- 2 – Neutral
- 1 – Disagree
- 0 – Strongly disagree

16. The institute/ teachers use student centric methods, such as experiential learning, participative learning and problem solving methodologies for enhancing learning experiences.

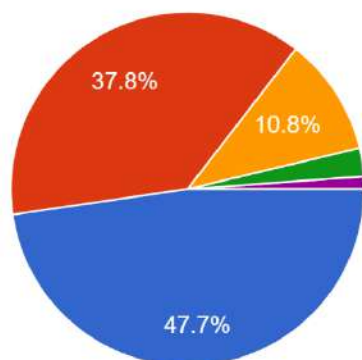
696 responses



- 4 – To a great extent
- 3 – Moderate
- 2 – Some what
- 1 – Very little
- 0 – Not at all

17. Teachers encourage you to participate in extracurricular activities.

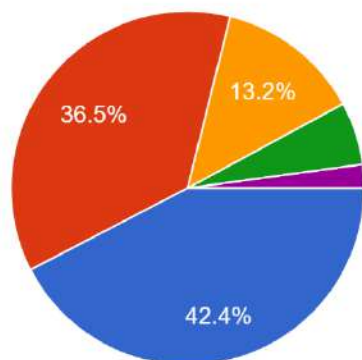
696 responses



- 4 – Strongly agree
- 3 – Agree
- 2 – Neutral
- 1 – Disagree
- 0 – Strongly disagree

18. Efforts are made by the institute/ teachers to inculcate soft skills, life skills and employability skills to make you ready for the world of work.

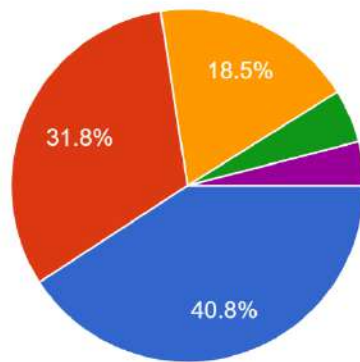
696 responses



- 4 – To a great extent
- 3 – Moderate
- 2 – Some what
- 1 – Very little
- 0 – Not at all

19. What percentage of teachers use ICT tools such as LCD projector, Multimedia, etc. while teaching.

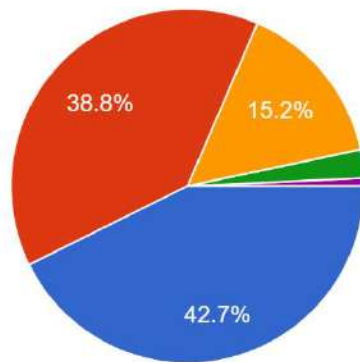
696 responses



- 4 – Above 90%
- 3 – 70 – 89%
- 2 – 50 – 69%
- 1 – 30 – 49%
- 0 – Below 29%

20. The overall quality of teaching-learning process in your institute is very good.

696 responses



- 4 – Strongly agree
- 3 – Agree
- 2 – Neutral
- 1 – Disagree
- 0 – Strongly disagree

RESPONSE SHEET:-

<https://docs.google.com/spreadsheets/d/1AhNAVwFSDrkh1ZdLWGNgs9knHcayMnPJbTC2EC8nHqk/edit?usp=sharing>