

NOTICE

Notice regarding Autonomous Even Semester ATKT Examination Form
Semester II, IV and VI
FY/SY/TYBA/BSc/I.T./ BA(SCI)/M.Sc. PART I/II

Students who wish to apply for the **Autonomous** Even Semester ATKT examination are requested to read this notice very carefully.

Please note that the application forms for ATKT through the cims portal will be accepted **till Wednesday, 31st May 2023.**

Please note that the form filling portal will be closed on 31st May, 2023 no applications will be considered once the portal is closed.

All those who have failed in their Internal Assessment or Semester End or Practical Exams will have to apply for the ATKT.

The link for checking your results and to apply for the ATKT Examination form is <http://cimsstudent.mastersofterp.in>


Please note: In case a student has changed her mobile number or in case any student does not receive an OTP or have any other form filling issue, she can send an email on the following email id: exam.forms@sophiacollege.edu.in (Please do not write to any other email id)


Application Fees:

Internal Assessment	Rs. 200/- per paper	Please note that you have to multiply this amount with the number of ATKT papers you are appearing
Semester End Examination	Rs. 200/- per paper	
Practical (for Information Technology Students)	Rs. 200/- per paper	
Practical (for Science Students)	Rs. 500/- per Subject	Practical fee amount is as per the subject

ATKT Examination will commence in June / July 2023.

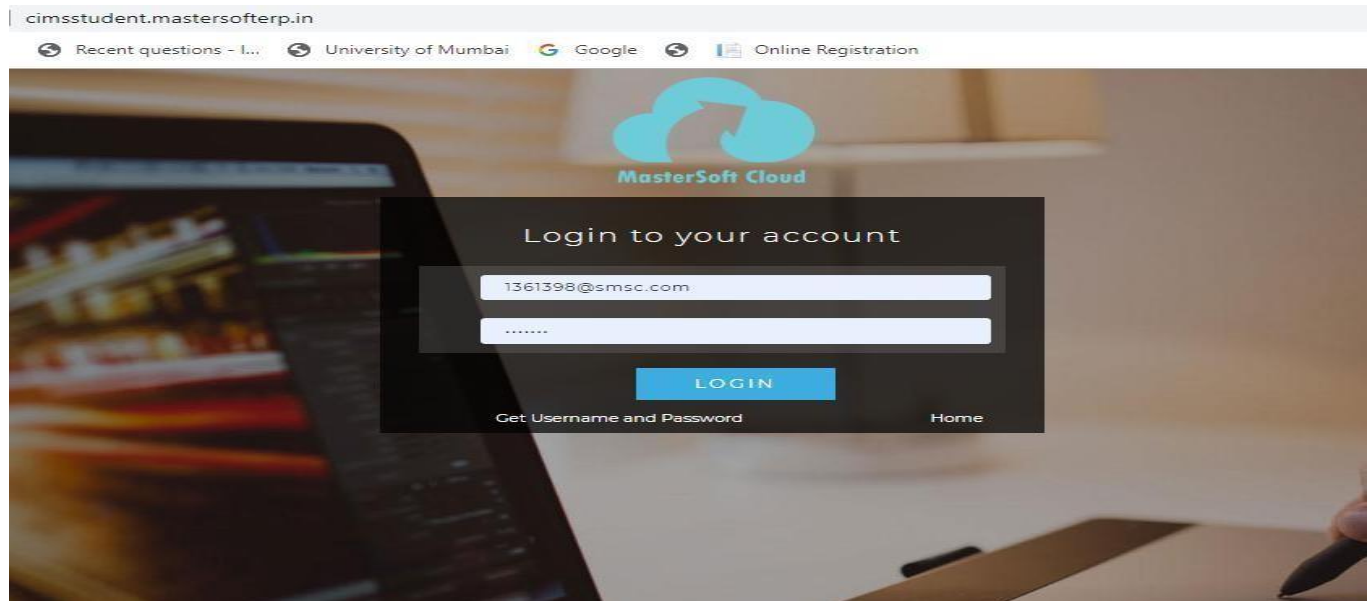
Date: 10th May, 2023


Dr. Sunita Jadhav
Controller of Examinations
CONTROLLER OF EXAMINATION
SOPHIA COLLEGE (AUTONOMOUS)


Dr. Anagha Tendulkar Patil
Principal
PRINCIPAL SOPHIA COLLEGE
(AUTONOMOUS)

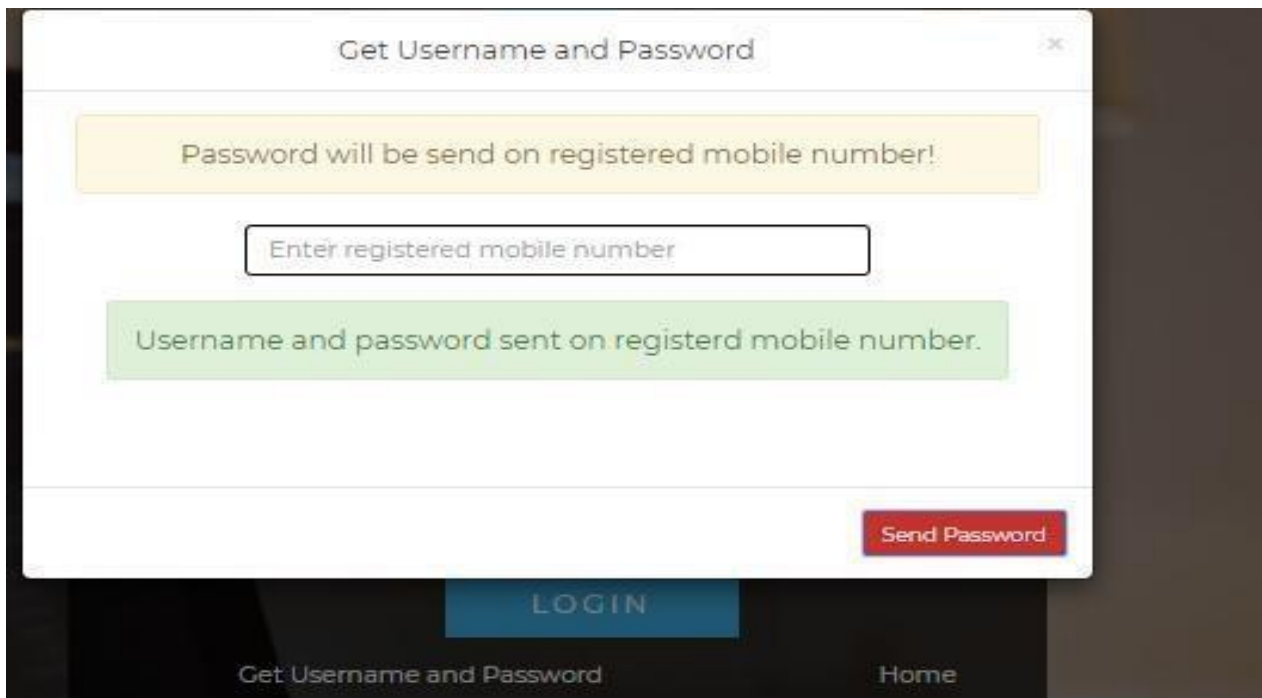
Guidelines for ATKT Online Application

Step 1: Please go to <http://cimsstudent.mastersofterp.in/>



Step 2: Please click on **Get username and password** and enter your registered mobile number.

You will get an SMS stating your username and password.



Step 3: Please login with your credentials and you will see your user profile.

The screenshot shows a user profile dashboard for BHAVAN'S COLLEGE. The top right corner displays the college name and a 'Log Out' button. The left sidebar contains a navigation menu with the following items: Dashboard, Profile, Attendance, ITLE / E-Learning, Student Section, Examination, Fees Receipt, Feedback, and Online Registration. The main content area is divided into two sections: 'Semester Wise Result' and 'Semester Wise Attendance'. Both sections show a line graph with a y-axis labeled 'Percentage' ranging from -1.0 to 1.0 and an x-axis labeled 'Year/Semester'. The graphs display 'No Data'. On the right side, there is an 'Important Notice' pop-up window with a blue header and a close button. The notice contains the following text: 'Fees Reminder -No balance fees!', 'TEST TEST', 'Event Notification 'All about Banking Exams' has begun ! Join NOW! Joining Link : Join Zoom Meeting <https://us02web.zoom.us/j/7842525735?pwd=NGgrL1JVRXUyM3VmbTVaZ1E1c3lzQT09> Meeting ID: 784 252 5735 Passcode: mastersoft Certificates will be shared in 7 days, please fill in the feedback link shared during the session for the same. Regards, Team MasterSoft.', and 'test test'.

Step 4: Go to Examination Section in the Menu and go to apply for exam subject

This screenshot is identical to the one above, showing the user profile dashboard for BHAVAN'S COLLEGE. The only difference is that the 'Examination' menu item in the left sidebar is now highlighted, indicating it is the selected section. The rest of the dashboard content, including the charts and the 'Important Notice' pop-up, remains the same.

Step 5: Select Course and Exam Session. Backlog Subject for that Semester will List down.

Click on Apply for Subjects

Course * FYBCOM SEM 1

Exam Session * ATKT DEC 2020

Apply For Subject Pay Now Cancel

Subject List

	SUBJECT NAME	SUBJECT TYPE	SUBJECT PATTERN
<input type="checkbox"/>	ACCOUNTANCY AND FINANCIAL MANAGEMENT	THEORY	EXTERNAL
<input type="checkbox"/>	COMMERCE-I	THEORY	EXTERNAL
<input type="checkbox"/>	BUSINESS ECONOMICS-I	THEORY	EXTERNAL
<input type="checkbox"/>	ENVIROMENTAL STUDIES	THEORY	EXTERNAL
<input type="checkbox"/>	MATHEMATICS AND STATISTICAL TECHNIQUES	THEORY	EXTERNAL

Applied Subject List

SUBJECT NAME	SUBJECT TYPE	SUBJECT PATTERN	APPLIED DATE
No records available!			

Activate Windows
Go to Settings to activate Windows.

Step 6:

Click on Calculate Amount

ATKT Student Subject Fee

Course * FYBSC(T) SEM 2

Exam Session * ATKT JULY 2021

Calculate Amount Apply For Subject Pay Now Report Cancel

Subject List

	SUBJECT NAME	SUBJECT TYPE	SUBJECT PATTERN
No records available!			


Applied Subject History List

SUBJECT NAME	SUBJECT TYPE	SUBJECT PATTERN	APPLIED DATE	EXAM SESSION
MICROPROCESSOR ARCHITECTURE	Theory	EXTERNAL	05/06/2021	ATKT JULY 2021

3:23 PM
6/5/2021

Once Applied then click on **PAY NOW** button to the necessary Payment.

Step 6: After clicking on PAY NOW button you will be redirected to Feepayr.com Select the institute type as college and enter the registered mobile number and click on send OTP.

feepayr 
Pay Fees Anytime, Anywhere

Start Using Feepayr Now!

- Best online fee collection platform for educational campuses.
- Because of COVID 19, payment gateway and Bank servers have very heavy load. In case you experience a slow response, please try again after some time. For best experience, please try between 6pm to 11pm.

- Team Feepayr & Payment gateways

Institute Type

Please Select

Mobile Email

Enter your registered number

Send OTP

[f](#) [t](#) [in](#) [G+](#) [✉](#)

After Receiving the OTP, Enter it and click on Submit Button

feepayr 
Pay Fees Anytime, Anywhere

Start Using Feepayr Now!

- Best online fee collection platform for educational campuses.
- Because of COVID 19, payment gateway and Bank servers have very heavy load. In case you experience a slow response, please try again after some time. For best experience, please try between 6pm to 11pm.

- Team Feepayr & Payment gateways

960747

Previous Submit

[f](#) [t](#) [in](#) [G+](#) [✉](#)

Check your name and Click on your name

Start Using Feepayr Now!

- Best online fee collection platform for educational campuses.
- Because of COVID 19, payment gateway and Bank servers have very heavy load. In case you experience a slow response, please try again after some time. For best experience, please try between 6pm to 11pm.
- Team Feepayr & Payment gateways

Name	Institute Name	Class / Course
Hiyana Bafna	QUEEN MARY SCHOOL	2
TEST	QUEEN MARY SCHOOL	KG
Tarushi Mittal	QUEEN MARY SCHOOL	6
RITESH VINOD SINGH	ISAAC NEWTON GLOBAL SCHOOL	STANDARD-1

Check your Applicable Fees and click on Pay Now Button

feepayr Pay Fees Anytime, Anywhere

QUEEN MARY SCHOOL

TEST Online

₹ Make Payment
Fees Receipt
My Payment Status

Note : Payment will be reflected within 24 hours after making online payment!

Note : If Payment is not reflected on portal within 24 hours, Go to Requery and verify your payment!

ACTION	FEES TYPE	COURSE	TOTAL BALANCE	CURRENT DUE	CURRENT APPLICABLE
<input checked="" type="checkbox"/>	Admission Fee	KG	10	10	10.00
TOTAL PAYABLE					10.00

Pay Now

Click on Proceed to Payment and Pay using Different Payment Modes

QUEEN MARY SCHOOL

You are paying : 10.00 Rs.

Proceed to Payment Cancel

Note : Payment will be reflected within 24 hours after making online payment!

Note : If Payment is not reflected on portal within 24 hours, Go to Requery and verify your payment!

ACTION	FEES TYPE	COURSE	TOTAL BALANCE	CURRENT DUE	CURRENT APPLICABLE
<input checked="" type="checkbox"/>	Admission Fee	KG	10	10	10.00
TOTAL PAYABLE					10.00

AXIS BANK | EASYPAY

AXIS BANK CMEF TRUST- QUEEN MARY SCHOOL PRE PRIMARY
SECTION A/C

Studentid :	2253797	Mobilenumber :	TEST
studentname :	8169871129	Amount :	10

URN : 82057058
(SAVE FOR FUTURE REFERENCE)

Terms and Conditions :
I accept the Terms and Conditions contained herein that shall apply to any person using the services of Easypay provided by Axis Bank for making payments through an online payment gateway service. Each User is therefore deemed to have read and accepted these Terms and

Payment Options

INTERNET BANKING CREDITCARD/DEBITCARD

Activate Windows
Go to Settings to activate Windows.

After Successful payment of fees, Save the Receipt or just Download and Take print of Receipt

- Note: -1.You can apply for multiple semesters by selecting semester in the drop down and clicking on submit and doing the payment for the same.
2. Payment needs to be done separately for all semester and every semester form needs to be submitted separately.
 3. Payment for each semester will be different for as per subject count wise.

THANK YOU